



VOORBURG
GROUP

Alternative Data Survey

2021



Delivering insight through data for a better Canada



Contents

- Country Progress Reports (CP) vs. Administrative Data Use Surveys (AD)
- 2021 Administrative Data Use results
- Next steps



Statistics
Canada

Statistique
Canada



VOORBURG
GROUP

Delivering insight through data for a better Canada

Canada

Country Progress vs. Administrative Data

- Voorburggroup.org – Search Papers
 - Country Progress Reports – up to 2020
 - Industry Country Summaries (3-4 industries covered by mini-presentations or revised sector paper)
 - Administrative Data (AD) Use (2019: 19/24 reported using AD).
 - Administrative Data Survey – 2021 and beyond
 - 1 survey/country – coordination required
 - **Map** alternative data use per index for Voorburg members
 - **Enable** Voorburg members to identify potential development partners
 - **Highlight** trends in contemporary price index data source practises
 - **Improve** decision making regarding SPPI development activities

Home → Search Papers

Voorburg Group on Service Statistics Papers (2005-present)

Filter items Showing 1 to 10 of 15 entries (filtered from 1,453 total entries) | Show entries

Year	Location	Format	Title	ISIC Section	2 digit ISIC Division	Author	Type	Theme	Topic
2019	Paris	Presentation	Country Progress Report: 2019	NA	NA	Murphy, John	Cross-cutting	Other	General
2018	Rome	Presentation	Country Progress Reports	NA	NA	Murphy, John	Progress Report	Other	General
2017	New Delhi	Presentation	Country Progress Report: 2017	Cross Cutting	Cross Cutting	Murphy, John (US Census)	Progress report	Other	General
2017	New Delhi	Presentation	Index of Service Production for Banking Sector in India - work in progress	K - Financial and insurance activities	64 - Financial service activities, except insurance and pension funding	Bhuyan, Dr. Pradip (RBI, India)	Country Industry	Output	General
2016	Zagreb	Presentation	31st Voorburg	Cross cutting	Cross cutting	Murphy, John	Progress	Other	General

2021 ADU Survey Results

Copy of VG_Alt_Data_2021_Compilation_v2.xlsx - HP Sure Click Secure View

File Home Insert Page Layout Formulas Data Review View Help Tell me what you want to do

Clipboard Font Alignment Number Styles Cells Editing

Level	ISIC Rev.4	Description	QNR	WPR	WSC	ADM	COR	TAD	DVS	CON	CCD	CPI	PPI	SBS	NA	OTH
Results based on 11 countries.																
Australia, China, Japan, Latvia, México, Poland, Republic of Korea, Spain, Switzerland, United Kingdom, United States																
Prices																
1	G	Wholesale and retail trade; repair of motor vehicles and motorcycles	1	0	0	0	0	0	1	0	0	0	0	0	0	0
4	4510	Sale of motor vehicles	3	0	0	1	0	0	0	0	0	4	0	0	0	0
4	4520	Maintenance and repair of motor vehicles	1	0	0	0	0	0	0	0	0	0	0	0	0	0
4	4530	Sale of motor vehicle parts and accessories	1	0	0	0	0	0	0	0	0	0	0	0	0	0
4	4540	Sale, maintenance and repair of motorcycles and related parts and accessories	1	0	0	0	0	0	0	0	0	0	0	0	0	0
4	4610	Wholesale on a fee or contract basis	1	0	0	0	0	0	0	0	0	0	1	0	0	0
4	4620	Wholesale of agricultural raw materials and live animals	2	0	0	0	0	0	0	0	0	0	1	0	0	0
4	4630	Wholesale of food, beverages and tobacco	2	0	0	1	1	0	0	0	0	0	1	0	0	0
4	4641	Wholesale of textiles, clothing and footwear	2	0	0	0	0	0	0	0	0	0	1	0	0	0
4	4649	Wholesale of other household goods	2	0	0	0	0	0	0	0	0	0	1	0	0	0
4	4651	Wholesale of computers, computer peripheral equipment and software	2	0	0	0	0	0	0	0	0	0	1	0	0	0
4	4652	Wholesale of electronic and telecommunications equipment and parts	2	0	0	0	0	0	0	0	0	0	1	0	0	0
4	4653	Wholesale of agricultural machinery, equipment and supplies	2	0	0	0	0	0	0	0	0	0	1	0	0	0
4	4659	Wholesale of other machinery and equipment	2	0	0	0	0	0	0	0	0	0	1	0	0	0
4	4661	Wholesale of solid, liquid and gaseous fuels and related products	2	0	0	1	0	0	0	0	0	0	1	0	0	0
4	4662	Wholesale of metals and metal ores	2	0	0	0	0	0	0	0	0	0	1	0	0	0



2021 ADU Survey Results

- thanks to Nicklas (DK) & Rohan (SE)!

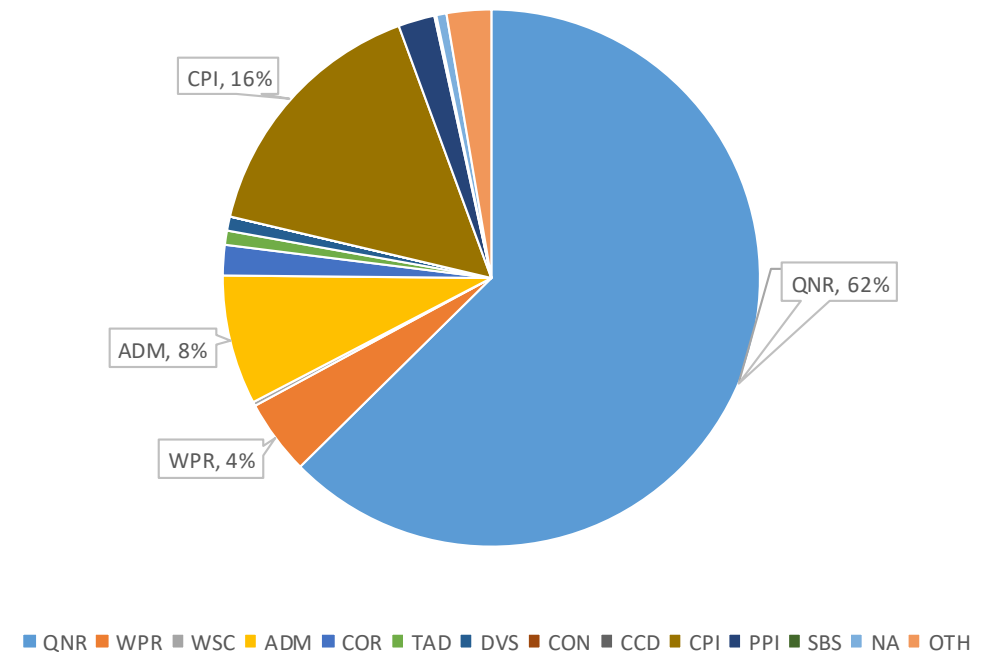
Response Rates

Downward trend continues.
Can still submit results.


Trends (204 ISIC4)

- Questionnaires continue to play a critical role (62%)
- CPI – 2nd major source (16%)
- “Admin” data – 8%
- Manual WS (why?) 4%

"Data Source Method" - ADU Survey




Next Steps



Continue to report

If ADU surveys were not sent please try doing it end of September.



Engage

Provide feedback to improve the survey/reporting.
Content?
Output vs Prices?
.xlsx vs Web?



Next survey cycle

TBD, likely not in 2022. Focus on non-response before.



Statistics
Canada

Statistique
Canada



Delivering insight through data for a better Canada

Canada